



TRIANGLE

MANUFACTURE ELECTROACOUSTIQUE

HIGH FIDELITY COLLECTION



[WWW.TRIANGLEHIFI.COM](http://WWW.TRIANGLEHIFI.COM)



CRAFTSMANSHIP	2
ACOUSTIC EXPERTISE	6
SOUND SIGNATURE	8
MAGELLAN 40 <sup>TH</sup>	9
SIGNATURE	13
ESPRIT 40 <sup>TH</sup>	17
ESPRIT EZ	21
BOREA	23
CAPELLA	27
BOREA CONNECT	31
AIO	33
ACTIVE SERIES	35
TURNTABLES	37
SECRET	39
SUBWOOFERS	41
SPEAKER STANDS	43
CABLES	45
TECHNICAL INFORMATIONS	46



## LUXURY HANDCRAFT

For the past 40 years, TRIANGLE has been designing and assembling its prestigious speakers in our workshop in Soissons. The team of engineers is working closely with production, thus ensuring unparalleled manufacturing quality and compliance

with very precise and detailed specifications.

TRIANGLE's traditional craftsmanship is based on our employees' long experience, some of whom have been with the company for more than 35 years. The different components are controlled and carefully assembled, to achieve the utmost finish and acoustic quality.



## DRIVER CRAFT

The high-end transducers assembled in our workshop in Soissons are controlled at each production stage to meet TRIANGLE quality requirements.

Many measurements and controls are done to detect any imperfection: centering control, coil positioning, hearing test for noise, and final control by CLIO of the frequency response curve and impedance.

All these tests guarantee a high level of quality and a very limited dispersion between the drivers.



## SOUND ENHANCING TECHNOLOGY

TRIANGLE continuously invests in the latest technology to innovate and improve its acoustic expertise. A Klippel system is used to conceive and simulate the loudspeakers.

Modern prototyping tools, 3D printers, the

latest CAD software, as well as MLSSA and CLIO measuring systems, enable the company to put theory into practice.

Numerous acoustic tests are carried out throughout the process to ensure the compliance of each component. Each speaker is tested in the anechoic chamber, a sample is then taken and listened to in the auditorium.

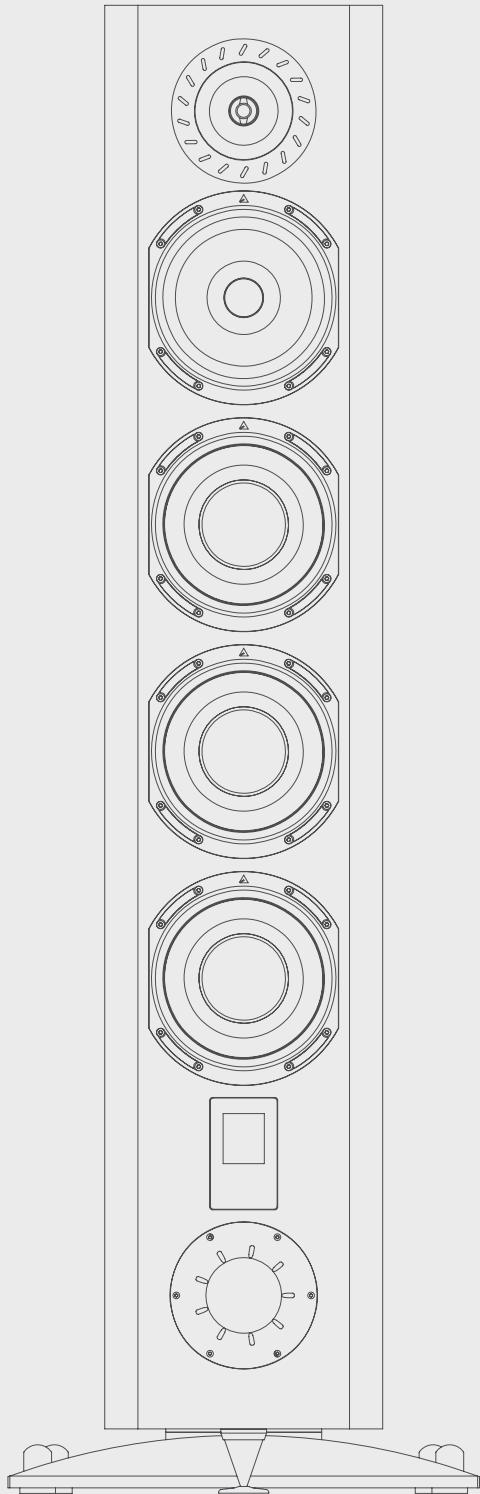


## CONCEPTION & DESIGN

In the quest for innovation, TRIANGLE R&D team has developed new components. Each product is the result of a careful optimization effort. Nothing has been left to chance, for a single purpose: sharing emotions.

Multiple and long researches on the materials to be used and the finishes to be combined make it possible to offer our ranges a timeless and modern aesthetic at the same time.

Meticulous work to offer a noble and unique product expressing the TRIANGLE character.



## THE PURSUIT OF LIVE SOUND

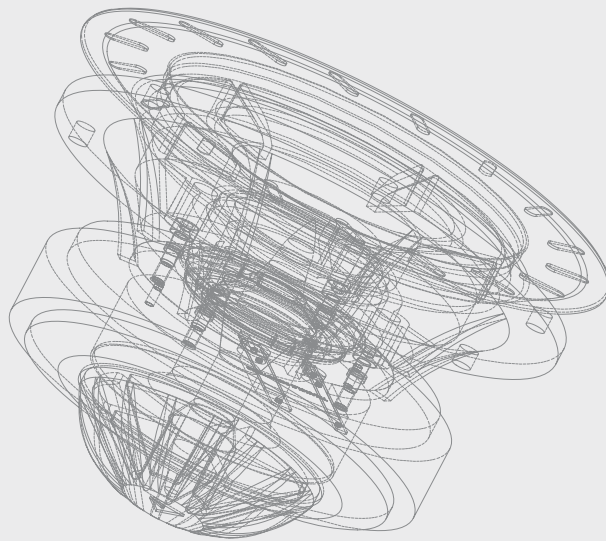
TRIANGLE sound is built on a decision to develop « high performing » speakers to share the emotion of live performance.

### Dynamic

Our horn-loaded tweeter increases the overall efficiency of the speaker, thereby producing tremendous energy and vitality.

### Light

To create an excellent realism, as well as the finesse and details of each instrument, TRIANGLE uses light and resistant materials to maintain maximum information levels even at low volume.







## HORNLOADED TWEETER

A real TRIANGLE trademark of technology and performance, the horn loaded tweeter uses a Magnesium dome in combination with a compression chamber. This technology provides high efficiency with low distortion and excellent directivity.



## MIDRANGE

TRIANGLE favours cellulose pulp membranes (paper) for the midrange drivers, due to the low weight and high rigidity. Combined with the small pleated suspensions, this assures low coloration,



## WOOFER

The woofers have a glass fiber membrane, with an inverted half-roll suspension, to assure the driver stops quickly and precisely. This technology prevents any unwanted resonance and produces top quality sound.





## MAGELLAN 40<sup>TH</sup>



### 40<sup>TH</sup> ANNIVERSARY EDITION

Magellan is the essence of TRIANGLE's know-how, a strive to obtain the highest possible results, an exclusive product in which every element has been carefully chosen.

Made of the finest materials selected with utmost attention, this 40<sup>TH</sup> anniversary edition carries on this fundamental approach. Combining elegance and technology, it is a continuation of TRIANGLE's investment in favor of a target of pleasure and emotion.



QUATUOR 40<sup>TH</sup>



CELLO 40<sup>TH</sup>



DUETTO 40<sup>TH</sup>



VOCE 40<sup>TH</sup>

#### ★ Awards

OnMag 2023 - *Coup de cœur*  
Vumètre - *Remarquable*  
Stereoplay - *Highlight*

Stereo+ - *5 Stars*  
StereoNet- *Applause Award*  
Diapason - *Diapason d'Or 2022*

#### Option

Stands S08 - Duetto 40<sup>TH</sup>  
Stand S08 C - Voce 40<sup>TH</sup>

#### AVAILABLE FINISHES

Zebrano  
Golden Oak  
Space Black  
Space White



*Cabinet structure*



*Magnesium alloy tweeter*



*LHS2*

## Tweeter TZ2900PM-MG

### NEW DOME MADE OF MAGNESIUM ALLOY

Several years of research and development have led to the design of the new tweeter TZ2900. In this limited edition, TRIANGLE introduces a magnesium alloy dome for a better transition to the midrange driver. Combined with the patented horn tweeter technology, this new transducer brings out all the details of the upper harmonics.

## LHS2 System

### DRIVERS WITH HEAT SINK

The MAGELLAN 40<sup>TH</sup> anniversary edition speakers are equipped with a proprietary cooling system called LHS 2. A heat sink consisting of a heat transmission ring covers the back of the motor. This heat sink allows an optimal heat transmission to the external structure of the driver, thus improving the power handling of the transducer.

## High-density cabinet and architecture

### SOLID WOOD CABINET

The design of the enclosure is crucial to the sound quality, and the cabinets of the MAGELLAN 40<sup>TH</sup> anniversary edition have been carefully designed to ensure total inertia.

The curved shape of the cabinet is made of successive layers of high-density fiberboard, each 3mm thick, thus excluding any internal parallels. This cabinet is characterized by a specific architecture resulting from a thorough study of the vibrations and micro-deformations of the cabinetry.

Reinforcements have been placed strategically to make sure the cabinets are rigid enough to withstand the powerful vibrations generated by the drivers at high volume levels.



# Signature



THE ART OF SOUND WITH  
A FRENCH TOUCH

The Signature range is the result of the hard work and expertise of the TRIANGLE craftsmen.

Each speaker is a form of luxury craftsmanship, made and assembled with uncompromised precision, in view of achieving crafted perfection and irreproachable sound.

Benefiting greatly from the R&D carried out for the development of the Magellan range, SIGNATURE combines the finest woodwork with TRIANGLE's acoustic expertise.



ALPHA



DELTA



THETA



GAMMA

## ★ Awards

Stereophile - *Class A*  
What Hifi? - *5 stars*  
On Mag - *Coup de cœur*  
Stereoplay - *Highlight*  
Diapason d'Or

## AVAILABLE FINISHES

High Gloss Black  
High Gloss White  
Golden Oak





# *Signature*

## Exclusive technologies

### SEMI POD-MOUNTED TWEETER

TRIANGLE first used the pod-mounted tweeter when the company designed the CX2 speaker back in 1981.

TRIANGLE is updating this technology, which features a semi pod-mounted tweeter. This positioning feature guarantees balanced control of both resonance from the front of the cabinet and diffraction caused by changes in the cabinet's shape.

This assures a more transparent, open, and richer listening experience. The sound elements are more detailed, accurate and the result is an amazing three- dimensional combination.

### TWIN VENT : SOLID BASS

What makes the Twin Vent original is that it discharges through a single vent the rear sound waves created by the bass drivers. This system ensures that each driver is completely isolated.

Increasing the volume of the sound does not disrupt the tonal balance; the only remaining distortion limit is the driver's mechanical characteristics. The results in terms of power handling are amazing. The listening experience offers dynamic, solid, well-sustained bass.

### SPEC: SINGLE POINT ENERGY CONDUCTOR

The SPEC (Single point energy conductor) is a brushed steel point. Like the cello, it evacuates part of the mechanical energy towards the floor, thus improving sound quality.

Cabinet vibration is kept to the minimum and has little effect on sound reproduction. TRIANGLE's attention to detail makes all the difference.



# ESPRIT 40<sup>TH</sup>



## TRIANGLE LEGACY

In 1980, Renaud De Vergnette, passionate about art and music, developed in his modest workshop an innovative loudspeaker, the 1180. Bold new achievements, filled with technological innovations, slowly enabled TRIANGLE to really shine in the French high-fidelity sector.

40 years later, a limited "Anniversary" edition of two iconic models celebrates the history and know-how of TRIANGLE.

Entirely redesigned and improved, the mythical speakers Antal & Comète feature the latest acoustic innovations from the R&D department. Between legacy and perpetual quest for innovation, this 40th Anniversary Limited Edition embodies the philosophy of TRIANGLE.



ANTAL 40<sup>TH</sup>



COMETE 40<sup>TH</sup>

### ★ Awards

Stereo Test - *5 étoiles*  
 Diapason d'Or  
 The Ear - *Best Buy*  
 HiFi Pig - *5 coeurs*  
 Hi-Fi+ - *Editor Choice Awards*

StereoNet - *Applause Award*  
 HiFi Choice - *5 étoiles*  
 OnMag - *4,5 étoiles*

### AVAILABLE FINISHES

Santos Rosewood  
 Blond Sycamore  
 Golden Oak



## Exclusive technologies

### NEW MAGNESIUM DOME

The horn-loaded tweeter TRIANGLE is known for uses a metal dome in combination with a compression chamber.

In this 40<sup>th</sup> Anniversary Series, the unprecedented use of a composite dome in rose gold anodized magnesium, offers the tweeter high efficiency, controlled distortion, and excellent directivity. Magnesium combines two desired qualities: lightness and rigidity. The dome is designed specifically to support the coil, ensuring even and homogeneous alignment. This design also offers high consistency during production.

### BASS DRIVERS

Providing a significant performance upgrade, the Antal 40<sup>th</sup> incorporates a new generation of bass drivers for high impact and musicality.

The extremely rigid membrane is a unique composition of two types of wood pulp coupled with flax combined with carbon fiber, limiting distortion despite its long throw. The driver has a generously sized engine, ensuring excellent control and great sharpness. The Antal 40<sup>th</sup> delivers deep bass, with a clean and detailed sound.

### DEDICATED SPEAKER STANDS

Each speaker has two sets of decoupling spikes: the first one in rose gold aluminum, adjustable in height and provided with lock nuts for surfaces like carpets, and the second one in rubber for more rigid surfaces.

These accessories enable decoupling by significantly reducing the transmission of unwanted vibrations to the floor, thus improving the listening experience.

The S04 40<sup>th</sup> Anniversary speaker stand will be perfect for the Comète 40<sup>th</sup> speakers. The speaker can be screwed to the stand for more rigidity.



# ESPRIT EZ

## DESIGN, MUSICALITY & ENJOYMENT

ESPRIT Ez is the genuine materialization of TRIANGLE's philosophy: it offers music lovers an uncompromising, dynamic and living sound, which conveys all the finesse and beauty of any musical composition.

It features a sleek design that compliments the excellent sound. The loudspeakers' clean and sharp lines are underscored by aluminum trims with concealed screws. The floorstanders sit on a glass pedestal with adaptable spikes. The ESPRIT EZ speakers are desirable and aesthetic objects that blend perfectly into your home environment.



AUSTRALE EZ



ANTAL EZ



COMETE EZ



TITUS EZ



VOCE EZ

### ★ Awards

Les Numériques - *5 Stars*

What HiFi? - *5 Stars*

Classica - *Choc*

Diapason - *5 Stars*

Vidéo HD - *5 Stars*

Hi-Fi Choice - *Recommended*

VUmètre - *Remarquable*

### AVAILABLE FINISHES

Black Ash

Chestnut

Light Oak





# BOREA

## HIGH FIDELITY FOR ALL

With Borea, get access to the Triangle universe with a limited budget, while maintaining quality and acoustic performance.

Directly inspired by Esprit Ez, it integrates the best of previous developments and bring innovative breakthrough in terms of acoustics and engineering.

Its clean and elegant design with no screws and magnetic grills makes Borea speaker an incredible value for money on both acoustics and aesthetics.



BR10



BR09



BR08



BR05



BR03



BR02

## HOME-THEATER

---



BRC1



BRC2



BRS1



BRA1



## VERSATILITY : MUSIC & HOME THEATER

The sonic realism and detail, emblematic of the TRIANGLE sound, give the Borea speakers great versatility. They are perfect for both listening to music or in a home theater system.

The range is composed of 3 models of floorstanders (BR08, BR09 & BR10), 3 models of bookshelf speakers (BR02, BR03 & BR05), 2 center channels (BRC1 & BRC2) and 2 surround speakers (BRA1 & BRS1). You can set up the most efficient systems ranging from 2.0 to 9.2.2.

## SURROUND SPEAKERS

Both Borea BRA1 & BRS1 speakers are the ideal complement to a stereo installation to bring home cinema sessions to life at home. There are discreet and versatile speakers designed to fit into all types of Home Cinema compositions. Thanks to a sound filter with 2 positions, it suits at any composition as surround effect speakers by placing them on the walls.

They are equipped with a 24mm silk dome tweeter, a 16cm paper cellulose midrange.

## EISA AWARD 2020-2021

« BEST BUY HOME THEATER SPEAKER SYSTEM »

BOREA range awarded the prestigious EISA prize. The range is acclaimed for its excellent acoustic performance, its tone accuracy, and the excellent value for money it offers.

### ★ Awards

WhatHiFi Awards - 2022-2023  
 Classica - *Choc*  
 Stereoplay - *Highlight*  
 OnMag - *Top Audio 2024*  
 Diapason d'Or  
 Eisa Award 2020-2021

### AVAILABLE FINISHES

Black Ash  
 Walnut  
 White  
 Light Oak



# CAPELLA



## THE SONG OF THE TWIN STARS

The Capella is a sonic and aesthetic jewel, two stars that make the music shine into your home. These high-end wireless speakers are the perfect mix of TRIANGLE acoustic know-how and latest streaming and amplification technologies.

The Capella is an all-in-one system with incredible performance, reproducing every music with a tremendous energy and exquisite finesse. This technical achievement is sublimated in a gorgeous cabinet with beautiful wood finish to form a unique sound system.



CAPELLA



AirPlay



ChromeCast



WiSA



ROON



STEREO HUB

### OPTIONS

Stands S05

Finishes : Blue, Black, Wood, White

### AVAILABLE FINISHES

Astral Blue  
Black Star  
Nebula Brown  
Space White



# HIGH-END WIRELESS SPEAKERS

## DIGITAL SIGNAL PROCESSOR

The Capella use digital signal processing to reach performance never achieved with traditional speakers. The frequency response of each driver is digitally optimized via DSP. This new generation of active bookshelf speakers impress by their efficiency in low frequencies. Dynamic filtering continuously follows the driver movement to exploit it to its full potential. It results tremendous bass performance for a compact speaker.

## ROOM EQ

In order to reveal the full acoustic potential in every room, from the most damped to the most reflective, the TRIANGLE Capella integrates automatic calibration technology. You simply take the measurements of the listening area (with your phone or external microphone). The speaker will automatically adjust the sound based on its environment. This technical revolution guarantees high quality sound without changing your interior design.

## WiSA WIRELESS TECHNOLOGY

Thanks to WiSA technology, the Capella get rid of the cables to stream a wireless signal without latencies (2.4 ms). The Capella system consists of 2 speakers which can be placed freely in the room without constraints. They synchronize using WiSA to a compact Hub which accommodates all analog and digital audio inputs (Wi-Fi, HDMI, USB, RCA, Optical, etc.).





# BOREA CONNECT

## UNIQUE VERSATILITY AND EXCEPTIONAL SOUND

BOREA CONNECT is the promise of audiophile sound quality in an elegant, compact package, with unlimited connectivity. This next generation of active speakers combines TRIANGLE acoustic expertise and the latest technology innovations.

Your active BOREA speakers offer a wide range of possibilities, from pairing them with your turntable or TV to streaming high-quality music from your smartphone.



BR08 Connect



BR03 Connect



BR02 Connect



BLUETOOTH



TURNTABLE



TV ARC



USB

### ★ Awards

Diapason - *Diapason d'Or*  
The Ear - *The Ear Best Buy*  
AV Forum - *Highly recommended*

### BR08 Connect

Oak  
Green  
Blue  
Black Ash

### BR03 Connect

Oak  
Green  
Blue  
Cream  
Black Ash

### BR02 Connect

Oak  
Green  
Blue  
Cream  
Black Ash

### AVAILABLE FINISHES



## CONNECT YOUR HOME

Bring incredible sound to your home with a state of art wireless loudspeaker designed and developed with French expertise.

The AIO series bring innovative audio technologies combined with the traditional acoustic engineering history of TRIANGLE.

Bluetooth, Wi-Fi, Internet radio, high-res streaming – discover hundreds of possibilities that AIO technology can offer. Create a multiroom system and fill your home with pure, refined sound.



BLUETOOTH



Wi-Fi



MULTIROOM



TURNTABLE



AIO TWIN



AIO 3



AIO C



AIO PRO A50

### ★ Awards

Qobuz - *Qobuzissime*  
Diapason d'Or - 2022  
WhatHifi Awards - 2022  
What Hifi Awards - 2023

### AIO TWIN

Graphite Black - Frosted White  
Linen Grey - Abyss Blue  
Brown Maple - English Green

### AVAILABLE FINISHES

#### AIO 3

Slate Black - Granite Grey - Arctic Blue  
Lime Green - Frosted White - Powder Pink  
Forest Green - Ocher Red



## EASIER THAN EVER BEFORE

Playing music with high-fidelity sound has never been easier. Connect your speakers and enjoy your favorite songs from a smartphone, a vinyl turntable or any other source.

An EQ with control over low and high frequencies enables you to adjust the LN01A according to your preference and to the acoustics of the listening room



LN05A



BLUETOOTH



TURNTABLE

OPTICAL INPUT  
S/PDIFSUBWOOFER  
OUTPUT

LN01A

### ★ Awards

Qobuz - *Qobuzissime*  
Sound+Image Award

### AVAILABLE FINISHES

#### LN05A

Light oak  
Chestnut  
Black ash

#### LN01A

Black - White  
Abyss Blue - English Green  
Chestnut - Light Oak



## HI-FI QUALITY FOR 33 & 45 RPM RECORDS

Developed in partnership with Pro-Ject, the TRIANGLE LUNAR turntable range maintains the brand's philosophy by offering products with serious construction, available in a wide range of colors and at an affordable price.

It is possible to compose modern and trendy vinyl sets with TRIANGLE active speakers, all while harmonizing the finishes between these two elements.



LUNAR 3



LUNAR 1

### AVAILABLE FINISHES

#### *LUNAR 3*

Black lacquer  
White lacquer  
Blue lacquer

#### *LUNAR 1*

Black mat  
White mat  
Cream mat  
Blue mat  
Green mat





## TRIANGLE SOUND IN ALL ITS ELEGANCE

SECRET is a range of in-ceiling and in-wall speakers intended for both houses and larger structures (premises, professional buildings).

The SECRET speakers deliver TRIANGLE sound within any interior with a minimal visual impact and a seamless integration. SECRET is the result of the latest research in acoustics carried out on high-fidelity speakers to transpose the distinct lively and crisp sound of the TRIANGLE speakers.

The design of these speakers provides versatility and freedom of use thanks to their wide spectrum of sound and easy mounting.



IWT8



IWT7



LCR7



ICT8



EMT7



ICT7



ICT7+



ICT5



ICT4



EXT7

★ Awards

SPAT - «Best integration speaker»

**AVAILABLE FINISHES**

Indoor : Black with white grill  
Outdoor : Black - White mat



## THE IDEAL COMPLEMENT HOME THEATER & HIFI

The TRIANGLE subwoofers enhance the delivery of the lower frequencies of your system. It offers you a deep and dynamic delivery of bass notes, perfectly expressing the power and energy of your movies and music.

Built on many years of TRIANGLE expertise, these subwoofers successfully blend performance and compactness. Easy to integrate, they blend perfectly into your interior.

Their implementation is straightforward. Once they are connected, you can feel the richness of the distinctive deep sounds, and focus on musicality above all, even through the most dynamic impacts.



THETIS 340



THETIS 300



TALES 340

### AVAILABLE FINISHES

*THETIS*  
Black lacquer  
White lacquer  
Black ash

*TALES*  
Black mat  
White mat  
Light-oak  
Walnut



ROBERT DOISNEAU

Peter Lindbergh

A Lifetime  
of Fashion  
Photography

TRIANGLE

# SPEAKER

## ENJOY YOUR COMPACT SPEAKERS

Designed for bookshelf speakers, TRIANGLE S01, S02 & S05 speaker stands ensure stability and acoustic performance. When the listener is seated, the Triangle stands will place the speakers at ear level for optimal listening.

The S08 and S08-C supports have been carefully designed and developed to provide an exceptional musical experience



S08

S08-C

S05

S02

S01

### AVAILABLE FINISHES

*S08 / S08-C*  
Mat Black  
*Option* : Stand filler

*S05*  
Black lacquer  
White lacquer  
Blue lacquer  
Dark wood mat  
*Option* : Stand filler

*S02*  
Black lacquer  
White lacquer

*S01*  
Black mat



## CONNECT YOUR EMOTIONS

New collection of cables dedicated to optimize the performance of your speakers, while guaranteeing a large opening and dynamism specific to TRIANGLE.

Our cables benefit from very high conductivity, ensuring perfect and balanced transmission. TRIANGLE cables have been developed in line with the brand's speakers to transmit a unique and highly musical experience.

### SYMPHONIE

### OPERA

### PLUG



SYS25A  
(2x2,5m)

OS25A  
(2,5m)

OS100C1  
(1,5mm)

OS10C  
(10m)

OS5C  
(5m)

BP400

SYS30A  
(2x3m)

OS100C  
(2,5mm)

SYS50A  
(2x5m)

OS100C4  
(4mm)

# Technical specifications

## MAGELLAN 40<sup>TH</sup> ANNIVERSARY



	QUATUOR 40 <sup>TH</sup>	CELLO 40 <sup>TH</sup>	DUETTO 40 <sup>TH</sup>	VOCE 40 <sup>TH</sup>
Type	Bass Reflex 3 ways	Bass Reflex 3 ways	Bass Reflex 2 ways	Closed Charge 2 ways
Driver units	6	4	2	3
Drivers dimensions	Tweeter : 25 mm Midrange : 16 cm Woofer: 16 cm	Tweeter : 25 mm Midrange : 16 cm Woofer: 16 cm	Tweeter : 25 mm Mid-woofer : 16 cm	Tweeter : 25 mm Mid-woofer : 16 cm
Sensitivity (dB/W/m)	91	90	88	91
Bandwidth (+/-3dB Hz-Khz)	33 - 30	35 - 30	40 - 30	50 - 30
Power handling (W Rms)	260	200	80	100
Nominal impedance (ohms)	8	8	8	8
Minimum impedance (ohms)	3	3	4	4
Dimensions (mm/inch) L x D x H	250 x 340 x 1280 9.8 x 13.4 x 50.4	250 x 340 x 1080 9.8 x 13.4 x 42.5"	250 x 350 x 460 9.8 x 13.8 x 18.1"	600 x 340 x 250 23.6 x 14.8 x 9.8"
Dimensions with pedestal (mm/inch) L x D x H	425 x 370 x 1340 14.6 x 16.6 x 52.7"	14.6 x 16.6 x 44.8"	-	-
Weight (kg/lb)	47 103,6	38.8 85,5	16.8 37	18.5 40,7



# Signature



ALPHA

DELTA

THETA

GAMMA

	ALPHA	DELTA	THETA	GAMMA
Type	Bass Reflex 3 ways	Bass Reflex 3 ways	Bass Reflex 2 ways	Bass Reflex 2.5 ways
Driver units	5	4	2	3
Sensitivity (dB/W/m)	92	92	90	91
Bandwidth (+/-3dB Hz-Khz)	32 - 22	35 - 22	45 - 22	50 - 22
Power handling (W Rms)	140	120	90	90
Nominal impedance (ohms)	8	8	8	8
Minimum impedance (ohms)	3.3	3.2	4.4	4
Dimensions (mm/inch) L x D x H	233 x 372 x 1270 9.2 x 14.6 x 50"	233 x 372 x 1170 9.2 x 14.6 x 46.1"	233 x 372 x 465 9.2 x 14.6 x 18.3"	582 x 381 x 260 22.9 x 15 x 10.2"
Dimensions with pedestal (mm/inch) L x D x H	233 x 372 x 1330 9.2 x 14.6 x 52.4"	233 x 372 x 1230 9.2 x 14.6 x 48.4"	-	-
Weight (kg/zlb)	34.7 76,5	33 72,7	11.6 25,5	14.4 31,7

# ESPRIT 40<sup>TH</sup>



ANTAL 40<sup>TH</sup>

COMETE 40<sup>TH</sup>

	ANTAL 40 <sup>TH</sup>	COMETE 40 <sup>TH</sup>
Type	Bass Reflex 3 ways	Bass Reflex 2 ways
Driver units	4	2
Sensitivity (dB/W/m)	92	90
Bandwidth (+/-3dB Hz-Khz)	37 - 22	47 - 22
Power handling (W Rms)	140	90
Nominal impedance (ohms)	8	8
Minimum impedance (ohms)	3	4.2
Dimensions (mm/inch) L x D x H	200 x 345 x 1090 7.8 x 13.6 x 42.9"	200 x 324 x 400 7.8 x 12.7 x 15.7"
Dimensions with pedestal (mm/inch) L x D x H	300 x 424 x 1128 11.8 x 16.9 x 44.4"	-
Weight (kg/lb)	29.8 65,6	8.8 19,4

# ESPRIT EZ



	AUSTRALE EZ	ANTAL EZ	COMETE EZ	TITUS EZ	VOCE EZ
Type	Bass Reflex 3 ways	Bass Reflex 3 ways	Bass Reflex 2 ways	Bass Reflex 2 ways	Bass Reflex 2 ways
Driver units	6	4	2	2	3
Sensitivity (dB/W/m)	92.5	92	90	90	91
Bandwidth (+/-3dB Hz-Khz)	35 - 22	40 - 22	49 - 22	55 - 22	60 - 22
Power handling (W Rms)	150	120	80	60	80
Nominal impedance (ohms)	8	8	8	8	8
Minimum impedance (ohms)	3.3	3	4.2	3.8	5.3
Dimensions (mm/inch) L x D x H	200 x 370 x 1130 7.9 x 14.6 x 44.5"	200 x 345 x 1090 7.9 x 13.6 x 42.9"	200 x 324 x 400 7.8 x 12.7 x 15.7"	168 x 267 x 305 6.6 x 10.6 x 12"	510 x 290 x 168 20.1 x 11.4 x 6.6"
Dimensions with pedestal (mm/inch) L x D x H	300 x 460 x 1170 11.8 x 18.1 x 46.1"	300 x 400 x 1115 11.8 x 15.7 x 43.9"	-	-	-
Weight (kg/lb)	38.8 85,5	27 59,5	9.3 20,5	5.9 13	9.5 13,2

# BOREA



BR10

BR09

BR08

	BR10	BR09	BR08
Type	Bass Reflex 3 ways	Bass Reflex 3 ways	Bass Reflex 3 ways
Driver units	4	5	4
Sensitivity (dB/W/m)	92	92	92
Bandwidth (+/-3dB Hz-Khz)	30 - 22	35 - 22	40 - 22
Power handling (W Rms)	200	170	150
Nominal impedance (ohms)	8	8	8
Minimum impedance (ohms)	3	3,3	3
Dimensions (mm/inch) L x D x H	245 x 380 x 1100 9,64 x 14,96 x 43,7	206 x 314 x 1095 8.1 x 12.3 x 43.1"	206 x 314 x 1020 8.1 x 12.3 x 40.1"
Dimensions with pedestal (mm/inch) L x D x H	300 x 435 x 1145 11,8 x 17,1 x 45,1	260 x 360 x 1126 12.2 x 16.6 x 44.3"	260 x 360 x 1051 12.2 x 16.6 x 41.3"
Weight (kg/lb)	29,5 65	21,8 48	18,8 41,4



BR03

BR02

BRA1

BRC1

	BR03	BR02	BRA1	BRC1
Type	Bass Reflex 2 ways	Bass Reflex 2 ways	Surround speaker	Bass Reflex 2 ways
Driver units	2	2	2	2,5
Sensitivity (dB/W/m)	90	89	89	90
Bandwidth (+/-3dB Hz-Khz)	46 - 22	51 - 22	90 - 22	57 - 22
Power handling (W Rms)	100	80	80	100
Nominal impedance (ohms)	8	8	8	8
Minimum impedance (ohms)	4,2	3,6	4,5	5,3
Dimensions (mm/inch) L x D x H	206 x 314 x 380 8.1 x 12.3 x 14.9"	176 x 274 x 310 6.9 x 10.7 x 12.2"	206 x 300 x 180 8.1 x 11.8 x 7.1"	485 x 274 x 176 19.1 x 10.8 x 9.9"
Dimensions with pedestal (mm/inch) L x D x H	-	-	-	-
Weight (kg/lb)	6,2 13,6	4,8 10,5	3,6 7,9	7,5 16,5

# CAPELLA



CAPELLA

Type	Active speakers Bass Reflex
Number of ways	2 ways with dedicated amplification for each driver
Sensitivity (dB/W/m)	92
Midrange	1 x 16.5cm natural cellulose pulp membrane
Tweeter	1 x 25mm magnesium dome
Bandwidth (+/-3dB Hz-Khz)	40-22
Inputs	RCA mono line input WiSA wireless technology
Power (W Rms)	Bi-amplification of 2*50W per speaker (2x100W in total)
Treble Cutoff Frequency (Hz)	3600
Filter type	Active by DSP
Automatic standby	Yes
Dimensions (mm/inch) L x D x H	200 x 315 x 380 7,8 x 12,4 x 14,96
Unit Weight (kg/lb)	8,5 18,7



STEREO HUB

Type	Wireless stereo Hub 2.1
WiFi	Wi-Fi IEEE 802.11 b/g/n Standard 2.4GHz
WiFi protocol	Google Cast / Airplay / Spotify Connect / Roon Ready / DLNA / UpNP
Bluetooth	4.2
Analog input	1 RCA / Aux 3.5mm
Digital input	3 Optical + Aux 3.5mm optical 1 Coaxial / 1 USB-B
TV input	1 HDMI (ARC) / CEC
EQ by app	Automatic ROOM EQ Manual settings
Sampling rate	Digital sources: 24bits/192kHz Bluetooth : 16 bits/192kHz WiSA : 24bits/96kHz
Auto standby	Yes
Remote	Radio-frequency
Application	iOS - Android : TRIANGLE CAPELLA
Dimensions (mm/inch) L x D x H	41 x 170 x 100 1,6 x 6,7 x 3,9
Weight (kg-lb)	0,5 1,1

# BOREA CONNECT



	BR03 Connect	BR02 Connect
Type	Active speakers Bass Reflex - 2 ways	Active speakers Bass Reflex - 2 ways
Driver units	2	2
Sensitivity (dB/W/m)	90	89
Bandwidth (+/-3dB Hz-Khz)	47 - 22	51 - 22
Power handling (W Rms)	2 x 60	2 x 50
Nominal impedance (ohms)	8	8
Audio Inputs	AUX mini-jack 3.5mm, Optical Toslink, Coaxial, USB-B, TV ARC CEC, 2xRCA (1xLINE+1xPhonoMM)	
Connectivity	Bluetooth v5.1 aptX, aptX HD, aptX Low Latency, SBC, and AAC audio	
Output	Subwoofer	
Dimensions (mm/inch) L x D x H	206 x 360 x 314 8,1 x 14,17 x 12,36	176 x 310 x 274 6,9 x 12,2 x 10,8
Net Weight (kg/lb/pair)	14,2/15,8 31,3 / 34,8	11,2 - 12,6 27,7 / 27,8

# AIO



AIO TWIN



AIO 3



AIO C



AIO PRO A50

	AIO TWIN	AIO 3	AIO C	AIO PRO A50
<b>Type</b>	Multiroom speaker	Multiroom speaker	Multiroom streamer	Integrated stereo amplifier
<b>Driver units</b>	Tweeter : 25 mm Mid-woofer : 13 cm	Tweeter : 2 x 25 mm Mid-woofer : 2 x 10 cm	-	-
<b>Official Apps</b>	Triangle AIO : iOS, Android	Triangle AIO : iOS, Android	Triangle AIO : iOS, Android	Triangle AIO : iOS, Android
<b>Wi-Fi</b>	Wi-Fi IEEE 802.11 b/g/n Standard 2.4GHz RJ45 10/100M LAN	Wi-Fi intégré - IEEE 802.11 2.4GHz RJ45 10/100M LAN	Wi-Fi IEEE 8.2.11 b/g/n 2.4GHz	Wi-Fi IEEE 8.2.11 b/g/n 2.4GHz
<b>Sampling rate</b>	24 bits / 192 kHz	24 bits / 192 kHz	24 bits / 192 kHz	
<b>Bluetooth</b>	Bluetooth 5.0, aptX, aptX HD, aptX LL, SBC, AAC	Built-in - Bluetooth AptX 4.2	-	Bluetooth 4.0
<b>Inputs</b>	Wi-Fi, RCA / Phono, Mini- Jack 3.5mm, Optical S/PDIF, Bluetooth	Jack 3.5 Stereo, Optical, USB 2.0	-	Jack 3.5mm, USB 2.0, Optical
<b>Output</b>	Subwoofer	-	Jack 3.5 stéréo, Optical	Jack 3.5mm, Optical
<b>Audio files</b>	APE, FLAC, WAV, Apple Lossless (ALAC), AAC, AAC-LC, HE- AAC, HE-AAC v2, MP3, CBR/VBR	APE, FLAC, WAV, Apple Lossless (ALAC), AAC, AAC-LC, HE- AAC, HE-AAC v2, MP3, CBR/VBR	APE, FLAC, WAV, Apple Lossless (ALAC), AAC, AAC- LC, HE- AAC, HE-AAC v2, MP3, CBR/VBR	
<b>Power (W)</b>	2 x 50	2 x 45 (8 ohms)	-	2 x 50 (8 ohms)
<b>Power Supply</b>	-	-	DC 5.5V 1A	DC 24V - 3.3A
<b>Dimensions (mm/inch) L x D x H</b>	165 x 235 x 304 (unit) 6.5 x 9.2 x 11.9" (unit)	360 x 150 x 190 14.2 x 5.9 x 7.7"	80 x 80 x 20,3 15 x 3.15 x 0.8"	134 x 146 x 31 5,2 x 5,8 x 1,2
<b>Weight (kg/lb)</b>	10,4 (pair) 22,9 (pair)	5,1 11,2	0,160 0,35	0,52 1,14



# ACTIVE SERIES



LN05A



LN01A

	LN05A	LN01A
Type	Active speaker Bass Reflex - 2,5 ways	Active speaker Bass Reflex - 2 ways
Driver units	3	2
Sensitivity (dB/W/m)	90	89
Bandwidth (+/-3dB Hz-Khz)	47 - 22	56 - 22
Power handling (W Rms)	2 x 80	2 x 50
Nominal impedance (ohms)	8	8
Inputs	RCA, AUX, Optical, Phono, Bluetooth 4.0 A2DP aptX	RCA, AUX, Optical, Phono, Bluetooth aptX
Output	Subwoofer	Subwoofer
Dimensions (mm/inch) L x D x H	165 x 263 x 921 6.5 x 10.3 x 36.2"	165 x 235 x 291 6.5 x 9.3 x 11.5"
Weight (kg/lb/pair)	27,3 60,18	9,5 20,9



	IWT8	IWT7	LCR7	ICT8	EMT7
Type	In-Wall speaker	In-Wall speaker	In-Wall speaker	In-Ceiling speaker	Flush-mount speaker
Driver diameter (cm)	20	17	17	20	17
Tweeter diameter (mm)	25	25	25	25	25
Movable tweeter	Yes	Yes	Yes	Yes	Yes
Tweeter adjustment / medium	Yes 0/-3 dB	Yes 0/-3 dB	Yes -2/0/+2 dB	No	No
Sensitivity (dB/W/m)	91	90	90	92	90
Bandwidth (+/-3dB Hz-Khz)	40 - 20	60 - 20	60 - 20	50 - 20	55 - 20
Power handling (W Rms)	160	140	140	160	140
Nominal impedance (ohms)	8	8	8	8	6.9
Minimum impedance (ohms)	7	7.1	-	7	-
Dimensions (mm) L x Dx H	257 x 378 x 105 10.1 x 14.9 x 4.1"	208 x 92 x 311 12.2 x 8.2 x 3.7"	403 x 227 x 90 15.8x8.9x3.5"	Ø284 x 111 Ø11.1 x 4.4"	Ø230 x 86 Ø9 x 3.4"
Recess diameter (mm)	337 x 216.5	271 x 168	368 x 190	Ø245	Ø202
Wall / ceiling depth required (mm)	100	87	100	106	85
Weight (Kg)	2.1	1.7	2,95	2.3	1.6



ICT7+

ICT5

ICT4

EXT7

Type	In-Ceiling speaker	In-Ceiling speaker	In-Ceiling speaker	Outdoor speaker
Driver diameter (cm)	17	13	10	16.5
Tweeter diameter (mm)	2 x 20	20	13	25
Movable tweeter	No	Yes	No	No
Tweeter adjustment /medium	No	No	No	No
Sensitivity (dB/W/m)	92	90	88	88
Bandwidth (+/-3dB Hz-Khz)	50 - 20	60 - 20	80 - 20	60 - 20
Power handling (W Rms)	150	110	90	90
Nominal impedance (ohms)	8	8	8	8
Minimum impedance (ohms)	6.7	6.8	6.8	7
Dimensions (mm) L x D x H	Ø246 x 96 Ø9.68 x 3.8"	Ø216 x 82 Ø8.5 x 3.2"	Ø190 x 75 Ø7.48 x 2.9"	Ø190 x 75 Ø7.48 x 2.9" (With Brackets)
Recess diameter (mm)	Ø206	Ø176	Ø152	-
Wall / ceiling depth required (mm)	91.5	77.5	70.5	-
Net Weight (Kg)	1.8	1.2	1	3.1



THETIS 340

THETIS 300

TALES 340

	THETIS 340	THETIS 300	TALES 340
Type	Bass Reflex	Bass Reflex	Bass Reflex
Driver diameter (cm / inch)	25 10"	20 8"	25 10"
Bandwidth (+/-3dB Hz-Khz)	25 - 120	32 - 120	30-120
Crossover cutoff filter (Hz)	Rotating knob 30 / 120	Rotating knob 30 / 120	Rotating knob 30/120
Amplifier output (W RMS)	250 Class D	150 Class D	200 Class D
Phase	0-180° (2 positions)	0-180° (2 positions)	0-180°
Inputs	LFE - Line IN (L/R) Speaker IN (High level)	LFE - Line IN (L/R) Speaker IN (High level)	LFE Line IN (L/R)
Output	Speaker OUT	Speaker OUT	-
Display	Front panel Volume display	Front panel Volume display	-
Dimensions (mm/inch) L x D x H	340 x 340 x 380 13.4 x 13.4 x 15.1"	300 x 300 x 340 11.8 x 11.8 x 13.4"	342 x 357 x 383 13.5 x 14.1 x 15.1"
Weight (kg/lb)	16,1 35,5	10,6 23,3	8,9 19,6



LUNAR 3



LUNAR 1

Type	33 and 45 rpm, manual speed change, belt drive	33 and 45 rpm, manual speed change, belt drive
Frame	MDF	MDF
Base plate	Metal	Plastic
Tonearm	Carbon	Straight, Aluminum
Length / Effective mass of the arm	21,85 cm - 6g 8,6 inch - 0,013 Lb	21,85 cm - 7g 8,6 inch - 0,015 Lb
Overhang (mm)	18.5	22
Cartridge	Ortofon 2M RED	Ortofon OM-5E
Signal-to-noise ratio (dB)	68	65
Energy consumption	4.5 Watts	4.5 Watts
Dimensions (mm/inch) L x D x H	415 x 118 x 320 16.2 x 4.3 x 12.6"	420 x 112 x 330 16.5 x 4.4 x 12"
Net / Brut Weight (kg/lb)	5,9 / 7,2 13 / 15,8	3,5 / 6 7,7 / 13,2



S08

S08-C

S05

S02

S01

	S08	S08-C	S05	S02	S01
<b>Type</b>	Speaker stand Top of the line	Center chanel stand	<i>Bookshelf speaker stands</i>	<i>Bookshelf speaker stands</i>	<i>Bookshelf speaker stands</i>
<b>Height without spikes (mm/inch)</b>	680	450	620	596	600
<b>Base plate dimensions (mm/inch)</b>	450 x 420	450 x 420	260 x 320	230 x 270	230 x 270
<b>Top plate dimensions (mm/inch)</b>	220 x 315	350 x 250	180 x 295	165 x 215	165 x 215
<b>Cable management</b>	Yes	Yes	Yes	Yes	Yes
<b>Spikes</b>	Yes, adjustable spikes	Yes, adjustable spikes	Yes, adjustable spikes	Yes, adjustable spikes	Yes, adjustable spikes
<b>Ballasted stand</b>	Yes, sand bag included	Yes, sand bag included	Yes, sand bag included	No	No
<b>Dimensions (mm/inch) L x D x H</b>	450 x 680 x 420	450 x 450 x 420	260 x 620 x 320	270 x 230 x 596	270 x 230 x 600
<b>Pair Net Weight (Kg)</b>	9.2	9.5	9	10	8.1

SYMPHONIE

OPERA



SYS25A

SYS30A

SYS50A

OS25A

OS100C1

OS100C

OS100C4

OS10C

OS5C


	SYS25A	SYS30A	SYS50A	OS25A	OS100C1	OS100C	OS100C4	OS10C	OS5C
Type	Mounted speaker cable			Mounted speaker cable	Speaker cable by spool				
Section (mm)	2.5	2.5	2.5	2.5	1.5	2.5	4	2.5	2.5
Length(m)	2 x 2.5m	2 x 3m	2 x 5m	2 x 2.5m	100m	100m	100m	10m	5m
Strands	Very high purity OFHC cable (99.999%)			Tinned OFC cable: oxygen free copper high purity (99.99%) with coiling braiding					
Sheath	Double PVC insulating jacket separated from an antistatic sheet and braided fabric jacket			Transparent PVC with length, polarity and direction mark					
Banana plug	Silver plated, anodized aluminum caps			Gold plated, anodized aluminum caps	n/a	n/a	n/a	n/a	n/a




THE ART OF SOUND  
WITH A FRENCH TOUCH

[WWW.TRIANGLEHIFI.COM](http://WWW.TRIANGLEHIFI.COM)

 [facebook.com/trianglehifi](https://facebook.com/trianglehifi)

 [twitter.com/trianglehifi](https://twitter.com/trianglehifi)

 [instagram/trianglehifi](https://instagram/trianglehifi)